

★ 10 Reasons to be a Member or Sponsor of the Mercer County Builders Association

10. Protection of your business interests.
9. Members-only, customizable access to www.nahb.org.
8. Fast, free, and reliable solutions and technical specialists.
7. Affordable education from your local association and the University of Housing.
6. Business connections of a lifetime.
5. You can give your membership a concentration by joining a council.
4. Get critical news and information, when you want it, how you want it.
3. Professional recognition will enhance your credibility and visibility.
2. Savings for you, your employees, and your family.
- ★ 1. The best is yet to come. As your membership grows, so do the rewards.

DON'T LOSE THESE BENEFITS. RENEW EARLY EVERY YEAR.



Affordable Ideas

House Smarts

Roof Covering
Slate/Steel

Windows
E-Ratings/Style

Siding
Vinyl/ Brick/Cement

Solar Designs
Heat/light

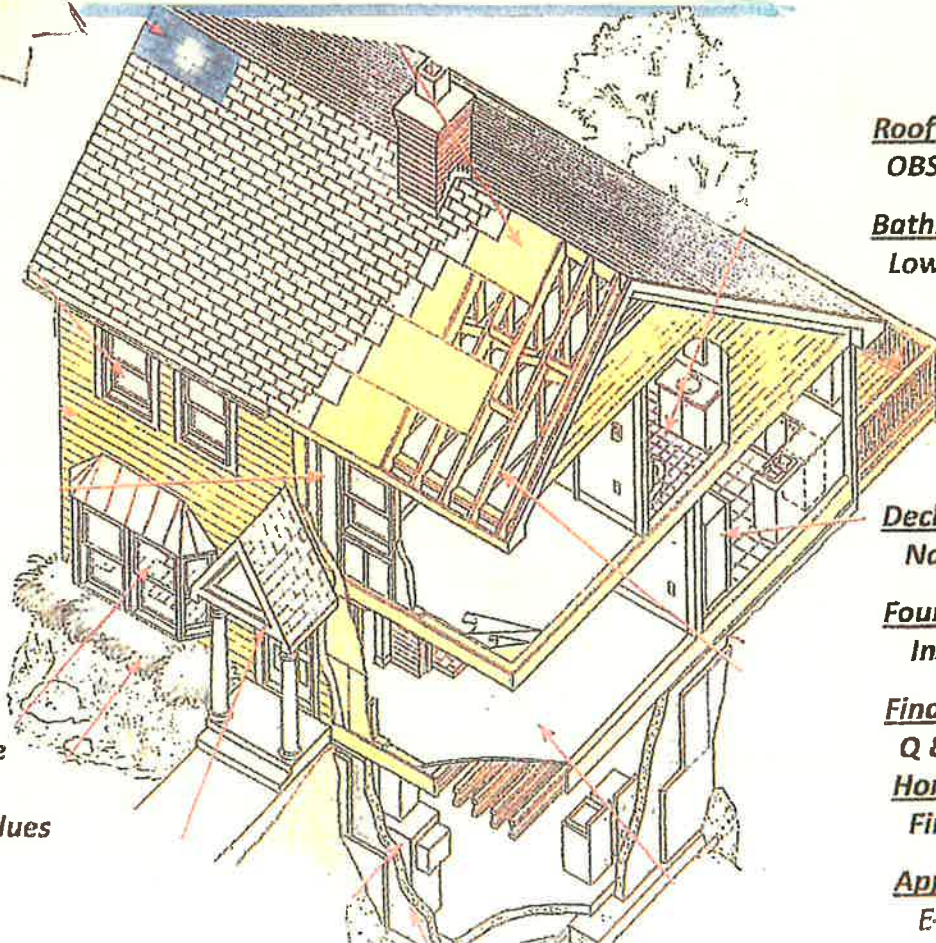
Exterior Doors
Styles/Maintenance

Heating/Cooling
Sizing/Geothermal

Plants/Flowers
Varieties/Garden Care

Insulation
Foam/Cellulose/R-values

Flooring
Natural/Carpet



Roof Sheathe
OBS Products

Bathrooms
Low Flows

Decks/Porches
Natural/Plastic

Foundations
Insulation

Financiers
Q & A
Home Safety
Fire & Family

Appliances
E-Ratings



HOME IMPROVEMENT MODEL CONTRACT – CHANGE ORDER
ATTACHMENT ____
FIXED SALES PRICE CHANGE ORDER # ____

2023
MCBA
Member
#2
DATA

Home Improvement Contractor Registration Number:
PAOAGHC

Attorney General Bureau of Consumer Protection
Toll Free Number: _____

Contractor: _____
Mailing Address: _____
Physical Address: _____
City: _____ State: _____ Zip: _____
Telephone Number: (____) _____ - _____

Owner Name: _____
Owner Name: _____
Mailing Address: _____
City: _____ State: _____ Zip: _____
Telephone Number: (____) _____ - _____
Telephone Number: (____) _____ - _____

This Change Order applies to the Contract dated _____ between Contractor and Owner identified above. Its purpose is to alter or amend the original work to be performed, plans, specifications or materials (including special order materials) to be used and furnished by Contractor as follows: _____

Due to the change in the Contract, the New Total Fixed Sales Price is \$ _____.
The Old Total Fixed Sales Price was \$ _____. The New Total Fixed Sales Price consists of base price \$ _____ less down payment \$ _____ (due _____) plus advances for special order materials \$ _____ (due _____). Full payment is due to the Contractor on or before _____.

Based on this Change Order, the new approximate completion date of the Project is _____.

OWNER:

Signature

Print Name

Date

Signature

Print Name

Date

CONTRACTOR:

Signature

Print Name

Date



Football Terms Word Search

W I D E R E C E I V E R E T U R N
Q U A R T E R B A C K F I E L D E
P T I G H T E N D G U A R D S P S
A R R E K C A B E N I L D F Z Z P
N F I E L D G O A L T A C K L E E
S O F F E N S I V E L I N E H X C
F A I R C A T C H S I W Z L A T I
N O I T E L P M O C N I C H N R A
K C A S P D L U A J R L O I D A L
E Y Y R H E Z R N U E G R C O P T
V N C T U A C O Z T T F N K F O E
I F D A E S L R N J N F E H F I A
R U O Z D F H F E E E O R U L N M
D M Z T O O A I B T C K B D R T S
X B F L S N W S N A N C A D E F E
R L D A K Q E N R G C I C L E X K
E E F U L L B A C K G K K E Y U O

BACKFIELD
CENTER
CORNERBACK
DOWN
DRIVE
END ZONE
EXTRA POINT
FAIR CATCH

FIELD GOAL
FULLBACK
FUMBLE
GUARD
HALFBACK
HAND OFF
HUDDLE
INCOMPLETION

INTERCEPTION
KICKOFF
LINEBACKER
OFFENSIVE LINE
PUNT
QUARTERBACK
RED ZONE
RETURN

RUSHING
SACK
SAFETY
SNAP
SPECIAL TEAMS
TACKLE
TIGHT END
WIDE RECEIVER

Build Smart

CHALLENGES

Widening a Bathroom Doorway

A simple hinge swap provides 2 inches of extra width in a doorway

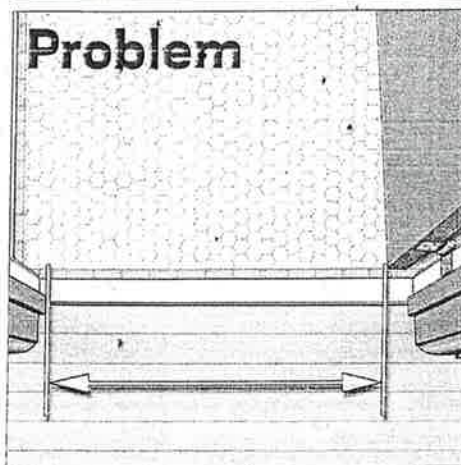
We recently finished a bathroom remodel that included a new curbless shower. We wanted to allow for future use of a walker or wheelchair by widening the doorway, but the existing opening took up all the available space, and there was no way to stretch the budget enough to relocate the wall.

Instead, we used a two-step approach to widen the opening by about 2 inches at very low cost. First, we replaced the existing butt hinges with a set of offset hinges, also known as swing-away or wide-throw hinges, which allowed the door to swing completely out of the opening. Lowe's has offset hinges in several finishes, or you can order them from a specialty supplier of accessibility goods.

With barely more than the 3-inch minimum needed to accommodate the hinge pins, we also framed a small recess in the wall after we'd removed the old drywall. When our tile guy installed the wainscoting, he finished this area like a shower niche, providing space for the doorknob and allowing the door to lie flat against the wall when opened.

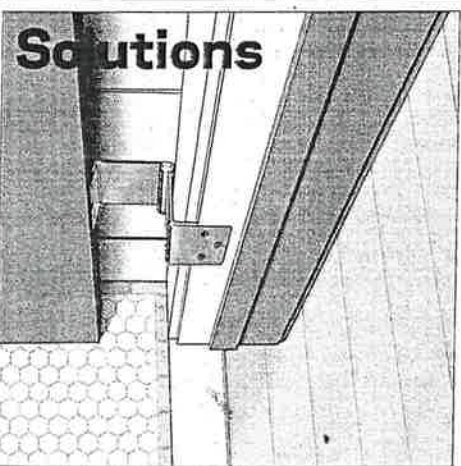
It would be possible to gain another inch of clearance by removing the stop molding on each side of the door to wheelchair height. We left the molding in place for now, but it would be quick and easy to make that change some-time down the road. — ROBERT CRINER

IC For more construction technology articles, go to www.enr.com.




A Partition Wall Behind Door

A partition wall on the hinge side of the existing door limited its swing, reducing the usable width of the opening by nearly 2 inches. Given the tight project budget, moving the partition and reframing the opening to provide more clearance was out of the question.



Swinging Away

Replacing the original butt hinges with a set of inexpensive offset hinges effectively provides a wider opening with no changes to the framing or trim. Even the existing mortises and screw holes remain the same.



Wainscoting Niche

A niche in the tile wainscoting allows the fully opened door to sit flat against the partition wall, leaving the width of the original doorway completely unobstructed.